

RESCUE TOOLS



MADE IN THE USA

 **holmatro**
mastering power

YOU CAN COUNT ON US, FOR LIFE

For over half a century, Holmatro has been developing the most innovative and powerful hydraulic equipment for rescuers worldwide. This catalog includes an important selection of our product range. For more tools and more information, please visit www.holmatro.com.

TABLE OF CONTENTS

TECHNOLOGY & DESIGN

Pentheon Technology	4
CORE Technology	8
Core or cordless?	9
Inclined Cutting	10
Holmatro NCT Cutters	12

CUTTERS

Pentheon cutters	14
CORE NCT cutters - Inclined	15
CORE NCT cutter - Traditional	16
Mini cutter	17

SPREADERS

Pentheon spreaders	18
CORE spreaders	19
Spreaders - Accessories	20

COMBI TOOLS

Pentheon combi tools	22
CORE combi tools	24
Hand-operated combi tools	26
Combi tools - Accessories	27

RAMS

Pentheon rams - telescopic	28
Pentheon rams - single plunger	29
CORE rams - telescopic	30
CORE rams - single and double plunger	31
Rams - Accessories	32

BATTERIES, CHARGERS AND CABLES

Pentheon batteries, chargers and cables	34
-----------------------------------------	----

PUMPS

Backpack Pump	36
Spider Range pumps - SR 10	37
Spider Range pumps - SR 20	38
Spider Range pumps - SR 40	39
Pumps - hand / foot	40

HOSES & HOSE REELS

Hoses	41
Hose Reels	42

MISCELLANEOUS

Jacks & Wedges	43
Various Rescue Tools	44
Door Openers	46
Powershore	48
Rescue Assist Tools	50

LIFTING BAGS / LEAK SEALING

Lifting Bags	54
--------------	----

Holmatro Offices & Dealers	57
----------------------------	----

A History of innovation	58
-------------------------	----

PENTHEON



THE NEW SUPERIOR PENTHEON SERIES
UNRESTRAINED PERFORMANCE FOR YOUR MISSION

- CUTTERS -

- RAMS -

- COMBI TOOLS -

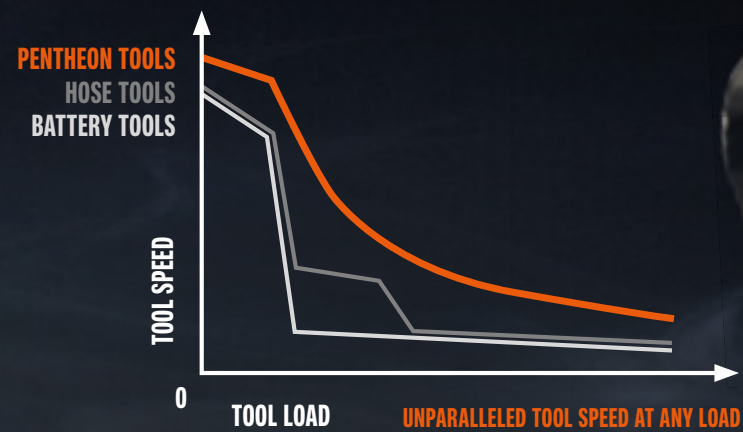
- SPREADERS -

UNPARALLELED SPEED STEPLESS SPEED MAXIMIZATION

PATENTED

Pentheon tools are the fastest rescue tools on the market. A revolutionary mechatronic system inside the tools continuously optimizes the motor and pump settings, to deliver a maximized oil flow over the full pressure range. This provides you, as a rescuer, with unparalleled tool speed at any load.


Where all other rescue tools show a significant decrease in speed when switching to another stage to deal with higher loads, Holmatro Pentheon tools stick to the ideal stepless speed curve.



ULTIMATE CONTROL TWO-MODE CONTROL HANDLE FOR ULTIMATE SPEED CONTROL

In the rescue business speed is nothing without control. Every second counts, but since you are working near a patient you need to be careful. Therefore our Pentheon tools have ultimate speed control. A unique two-mode control handle offers you the choice, at any time during the rescue operation, to switch between the tool's high-speed and low-speed modes. Within these two modes, the speed is still proportional to how far you turn the handle to its left or right.

Experience ultimate control of the fastest rescue tools ever!



BATTERY MANAGEMENT MADE EASY ON-TOOL CHARGING

Stop swapping batteries! From now on you can charge the battery while it's still on the tool. Simply connect the tool to the charger and the whole charging process will regulate itself. The battery on the tool always has priority over the one on the charger, which will resume charging when the battery on the tool is 100% full. You can connect up to 3 chargers to be powered from a single outlet. This allows you to charge 6 batteries without any management.



MAGNETIC CONNECTOR

Easy connection and no disconnection required: Our On-Tool Charging Cord allows you to grab a tool and walk away with it. Thanks to the cord's magnetic connector the tool releases itself.



DISCOVER ALL FEATURES
AND BENEFITS ON
[HOLMATRO.COM/
PENTHEON](http://HOLMATRO.COM/PENTHEON)

CORE TECHNOLOGY

No. 1 in traditional rescue systems



CORE OR CORDLESS?




Same reliable performance, different benefits

HOLMATRO CORE TECHNOLOGY HAS MADE RESCUE PROCEDURES QUICKER, EASIER AND SAFER



Back in 2005 Holmatro introduced a revolutionary new technology that would change the world of rescue and become the new international standard in hydraulic rescue sets. CORE stands for Coaxial Rescue Equipment and replaces the dual hose rescue tool set based on two (separate high- and low-pressure) hoses with four couplers and a valve on the pump for switching between tools. CORE tools only have one hose with one coupler on each end and eliminate the need to operate a valve on the pump, as they can be changed under flow. This saves precious set-up time and manpower. In addition, The CORE hose is a major step forward in safety. It consists of a high-pressure line inside (and protected by) the low pressure line. This design fully eliminates the risk of hydraulic injection.



THE CHOICE IS YOURS

Whether you would like to keep working with a tool-hose-pump system or switch to the latest battery-powered equipment, Holmatro offers you the best of both worlds. It really all depends on what you prefer. While CORE tools are lighter and more compact, the new cordless Pentheon tools have the highest speed ever. Both solutions have their own benefits, but offer you the same reliable performance. Check the comparison below and feel free to contact your local dealer for a product demonstration.

CORE TOOL-HOSE-PUMP SYSTEM	CORDLESS PENTHEON TOOLS
<ul style="list-style-type: none"> Attached to a pump, mobility limited by hose length Set-up time More storage space 	<ul style="list-style-type: none"> Self-contained, ultimate freedom of movement No set-up time, immediately ready for use Less storage space (no pump and hoses)
<ul style="list-style-type: none"> Emissions from the pump (petrol engine) More maintenance 	<ul style="list-style-type: none"> Emission-free Less maintenance (no pump and hoses, no yearly oil and spark plug replacement)
<ul style="list-style-type: none"> Lower weight More compact dimensions 	<ul style="list-style-type: none"> Higher weight Slightly bigger
<ul style="list-style-type: none"> Equipment diagnostics by authorized Holmatro Service Center 	<ul style="list-style-type: none"> Holmatro Diagnostics Software available including options for end users

INCLINED CUTTING

THE 30° REVOLUTION

Improved ergonomics

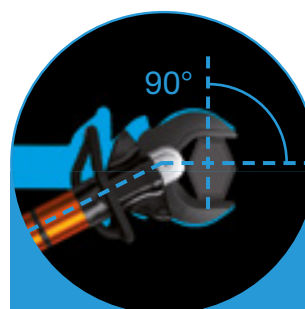


When cutting high

The body of a car often needs to be cut high up. This means you need to lift the cutter to shoulder level or above. Physically, this is extremely demanding. The Holmatro Inclined Cutter allows users to cut materials well above waist level without unnecessary strain.

When cutting low

The same principle also applies when cutting low on the door hinge or the rocker channel. It is physically demanding, as you need to bend down putting undue strain on your back. Again, the Holmatro Inclined Cutter proves its value: the angled jaw makes cutting in low positions more comfortable.

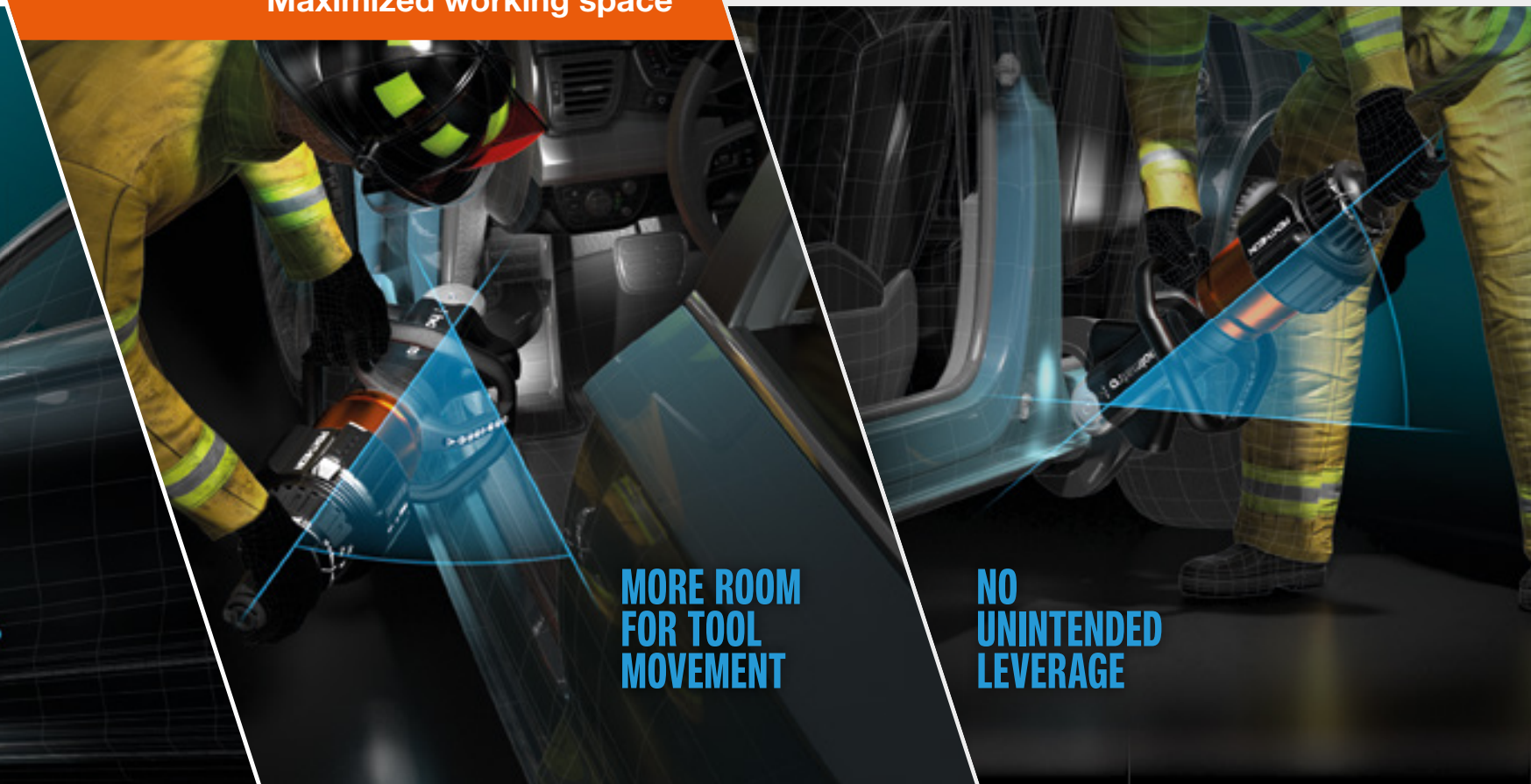


Inclined cutter blades keep the ideal 90° angle towards the construction, required for effective cutting. Any other position will reduce cutting performance.

With its unique 30-degree angled jaw, the Holmatro Inclined Cutter improves user comfort and maximizes working space.

Available in various models, see pages 14 and 15.

Maximized working space



More room for tool movement

The Holmatro Inclined Cutter offers 30 degrees more working space between the tool and the car. It leaves more room for tool movement, which enhances patient safety and eliminates the need for repeated cutter repositioning.

No unintended leverage

When you need to cut at a low level - through the car's rocker channel, for example - the Holmatro Inclined Cutter with its tilted jaw doesn't need to be positioned close and parallel to the ground. This avoids unwanted leverage and vehicle displacement caused by the tool, which could worsen the patient's medical condition.

**WATCH THE VIDEO OR
REQUEST A DEMO ON
[HOLMATRO.COM/
INCLINED](http://HOLMATRO.COM/INCLINED)**

HOLMATRO NCT CUTTERS

UNMATCHED PERFORMANCE

Holmatro's New Car Technology Cutters generate high forces and have excellent EN and NFPA performance scores. But in the end, the only thing that counts is their unmatched performance on actual vehicles during life-saving operations.

Tested on the latest car models

At Holmatro we believe in true cutting performance which cannot be reflected by (theoretical) specifications on paper. That is why we keep testing our cutters on the latest and strongest vehicle models. Not only should they be able to perform well on today's toughest cars, they should also have a capacity reserve for the future, when even stronger cars will be driving on our roads. And the good news is: they do! Watch the video on holmatro.com/en/test.

Ready for the future

With Holmatro cutters you are prepared for the future! During our tests we place an inline pressure gauge in the hose, so we can see how much capacity is left for when it gets even tougher.

TEST:
BMW X3, B-PILLAR
SINGLE CUT
CUTTER: CU 5060 I
AV. PRESSURE:
4,351 OUT OF 10,443 PSI



THANKS TO SMART TOOL DESIGN

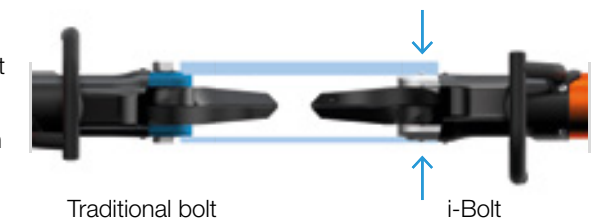
NCT blade design

Holmatro's U-shaped New Car Technology blades pull even the strongest new car materials into the cutting recess where they are cut at the highest possible force.



i-Bolt

Holmatro's patented flat central bolt construction (without a blade holder in between!) presses the blades together directly and more tightly. This minimizes blade separation and maximizes cutting performance. An additional advantage of the i-Bolt is that it fits into confined spaces.



Optimized cutting edge

Holmatro's enhanced cutting edge design withstands wear and damage even better. It ensures a longer life of the blades and superior cutting performance.



WATCH THE VIDEO ON
HOLMATRO.COM/EN/TEST

PENTHEON CUTTERS



PCU50

specifications	PCU30CL	PCU40	PCU50	PCU60
art. no. (excl. battery)	159.000.177	159.000.178	159.000.063	159.000.179
NFPA 1936, cutting capacity	A6 B5 C6 D6 E6 F2	A7 B7 C6 D7 E8 F3	A8 B8 C7 D9 E9 F4	A9 B9 C9 D9 E9 F4
cutter jaw	inclined	inclined	inclined	inclined
theoretical cutting force	lbf. 123,420	171,754	312,260	396,788
blade opening	in. 6.7	6.7	7.2	8.1
weight, ready for use (incl. battery)	lb. 33.7	41.9	47.4	55.1
round bar	in. 1.2	1.4	1.6	1.9
integrated lighting / i-Bolt	√ / √	√ / √	√ / √	√ / √

Pentheon - Batteries, chargers and cables (see page 34)

Inclined Cutter

- More ergonomics when cutting high or low on the car and more space between the tool and the car/your patient when cutting pillars from the side.



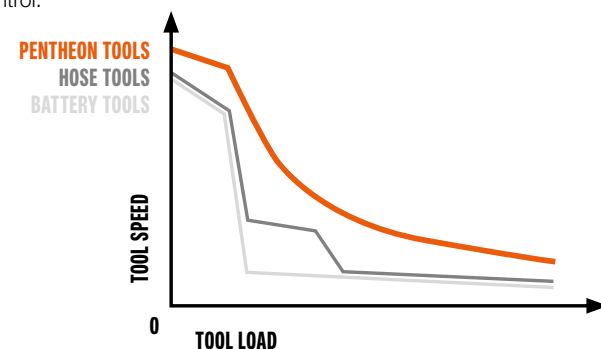
Battery management made easy

- Stop swapping batteries! Holmatro introduces on-tool charging. The battery on the tool always has priority over the one on the charger. Charge up to 3 batteries simultaneously and up to 6 batteries without any management.



Unparalleled speed & ultimate control

- Fastest rescue tools on the market, thanks to stepless speed maximization. With two-mode control handle for superior speed control.



Discover all features and benefits of the Holmatro Pentheon Series on holmatro.com/pentheon

CORE NCT CUTTERS - INCLINED

NCT = New Car Technology

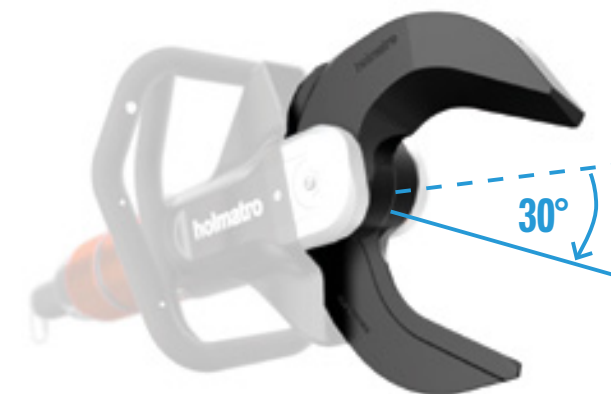


CU 5030 i CL

specifications	CU 5030 i CL	CU 5040 i	CU 5050 i	CU 5060 i
art. no.	158.012.160	158.012.159	158.012.163	158.012.161
NFPA 1936	A6 B5 C6 D6 E6 F2	A7 B7 C6 D7 E8 F3	A8 B8 C7 D9 E9 F4	A9 B9 C9 D9 E9 F4
cutter jaw	inclined	inclined	inclined	inclined
blade opening	in. 6.7	6.7	7.2	8.1
theoretical cutting force	lbf. 123,420	171,754	312,260	396,788
weight, ready for use	lb. 20.9	29.1	35.1	43.7
round bar	in. 1.2	1.4	1.6	1.9
integrated lighting / i-Bolt	√ / √	√ / √	√ / √	√ / √

Inclined cutter jaw

- Significantly reduces physical strain when cutting the vehicle at high or low levels. Also offers extra working space to improve patient safety and prevent repeated tool repositioning.



Integrated LED lighting

- New LED lighting in the carrying handle: no less than six lights with a higher light output. You can start right away, both during the day and at night, without working in your own shadow.



Ergonomic carrying handle

- Provides greater comfort in various working positions. The Inclined Cutter has one that goes all around the tool, so you can make use of the 30-degree advantage on either side of the vehicle.



CORE NCT CUTTER - TRADITIONAL

NCT = New Car Technology




CU 5050

specifications	CU 5050
art. no.	158.012.162
NFPA 1936	A8 B8 C7 D9 E9 F4
cutter jaw	straight
blade opening	in. 7.2
theoretical cutting force	lbf. 317,430
weight, ready for use	lb. 34.6
round bar	in. 1.6
integrated lighting / i-Bolt	√ / √

NCT blade design

- Holmatro's U-shaped New Car Technology blades pull even the strongest new car materials into the cutting recess where they are cut at the highest possible force.



Integrated LED lighting

- New LED lighting in the carrying handle: no less than six lights with a higher light output. You can start right away, both during the day and at night, without working in your own shadow.

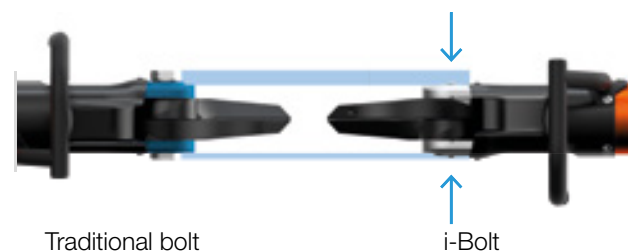


Lighter and more ergonomic than ever

- Easy to carry and handle, reducing physical burden.

i-Bolt Technology

- Holmatro's patented flat central bolt construction (without a blade holder in between!) presses the blades together directly and more tightly. This minimizes blade separation and maximizes cutting performance. An additional advantage of the i-Bolt is that it fits into confined spaces.



MINI CUTTER



CU 4007 C

specifications	CU 4007 C
art. no.	158.012.107
NFPA 1936	√
blade opening	in. 2.3
theoretical cutting force	lbf. 49,458
weight, ready for use	lb. 8.6
round bar	in. 0.8
integrated lighting / i-Bolt	-- / √



PENTHEON SPREADERS




PSP40

specifications	PSP40CL	PSP40	PSP50	PSP60
art. no. (excl. battery)	159.000.180	159.000.064	159.000.181	159.000.182
NFPA 1936 compliant	√	√	√	√
spreading distance	in. 20.1	28.5	28.5	32.3
max. spreading force	lbf. 29,450	62,947	82,280	117,350
min. spreading force (EN 13204)	lbf. 9,667	9,667	12,140	13,938
max. pulling force	lbf. 10,791	11,623	15,062	17,760
max squeezing force	lbf. 10,566	13,264	30,349	28,551
weight, ready for use (incl. battery)	lb. 33.5	42.8	47.3	25
integrated lighting	√	√	√	√

Pentheon - Batteries, chargers and cables (see page 34)

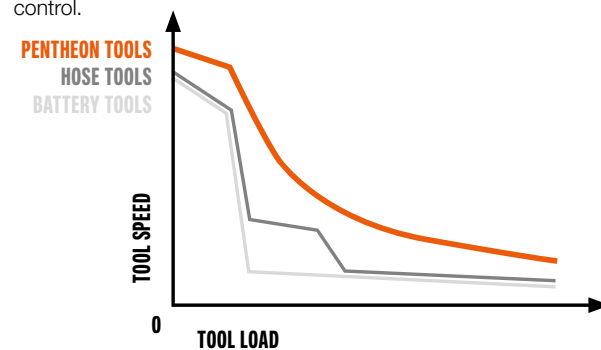
Extreme grip spreader tips

- New design with pointed teeth at both sides that bite into the material. For a superior grip while spreading and crushing.



Unparalleled speed & ultimate control

- Fastest rescue tools on the market, thanks to stepless speed maximization. With two-mode control handle for superior speed control.



Battery management made easy

- Stop swapping batteries! Holmatro introduces on-tool charging. The battery on the tool always has priority over the one on the charger. Charge up to 3 batteries simultaneously and up to 6 batteries without any management.



Discover all features and benefits of the Holmatro Pentheon Series on holmatro.com/pentheon

CORE SPREADERS



SP 5240 CL

specifications	SP 5240 CL	SP 5240	SP 5250	SP 5260
art. no.	158.012.164	158.012.165	158.012.166	158.012.167
NFPA 1936	√	√	√	√
spreading distance	in. 20.1	28.5	28.5	32.4
max. spreading force	lbf. 29,450	62,947	82,280	117,350
min. spreading force (EN 13204)	lbf. 8,992	9,217	11,465	13,938
max. pulling force	lbf. 10,566	10,566	15,062	18,434
max. squeezing force	lbf. 10,566	13,264	30,349	28,551
weight, ready for use	lb. 21.2	32	35.1	43.2
integrated lighting	√	√	√	√

Lighter than ever, no concessions

- Optimal performance to weight ratio.


Ergonomic carrying handle

- New design increases operator comfort in various working positions.



New LED lighting in the carrying handle

- No less than six LED lights with a higher light output.
- You can start your job right away, both during the day and at night, without working in your own shadow.



SPREADERS - ACCESSORIES



	accessories	for Pentheon model	for CORE model	art. no.
1	Pulling attachment set PAS 01	PSP40CL	SP 5240 CL	150.182.273
	Pulling attachment set PAS 02	PSP40 PSP50	SP 5240 SP 5250	150.182.274
	Pulling attachment set PAS 03	PSP60	SP 5260	150.182.275
2	Pulling chain set PCS 01	PSP40CL PSP40 PSP50	SP 5240 CL SP 5240 SP 5250	150.582.152
	Pulling chain set PCS 03	PSP60	SP 5260	150.582.261
3	Pulling chain set in case PCS 02	PSP40CL PSP40 PSP50	SP 5240 CL SP 5240 SP 5250	158.582.009
	Pulling chain set in case PCS 04	PSP60	SP 5260	158.582.010
4	Cutting tip set CTS 01	PSP40 PSP50	SP 5240 SP 5250	150.006.474
	Cutting tip set CTS 02	PSP60	SP 5260	150.006.466
5	Accessory set in case ACS 01 (2 spreading tips, 2 pulling attachments)	PSP40CL	SP 5240 CL	158.182.072
6	Accessory set in case ACS 02 (2 cutting tips, 2 spreading tips, 2 pulling attachments)	PSP40 PSP50	SP 5240 SP 5250	150.182.288
	Accessory set in case ACS 05 (2 cutting tips, 2 spreading tips, 2 pulling attachments)	PSP60	SP 5260	151.002.019



PENTHEON COMBI TOOLS



PCT11

specifications	PCT11	PCT14
art. no. (excl. battery)	159.000.170	159.000.171
NFPA 1936, cutting capacity	A5 B5 C5 D6 E4 F3	A5 B5 C5 D6 E4 F3
spreading distance	in. 11.1	14.3
max. spreading force	lbf. 303,492	303,492
min. spreading force (EN 13204)	lbf. 10,791	7,419
max. cutting opening	in. 7.7	10.9
theoretical cutting force	lbf. 60,249	60,249
max. squeezing force	lbf. 9,892	7,644
max. pulling force	lbf. --	--
weight, ready for use (incl battery)	lb. 30.4	31.3
round bar	in. 0.9	0.9
integrated lighting / i-Bolt	√ / √	√ / √

Pentheon - Batteries, chargers and cables (see page 34)

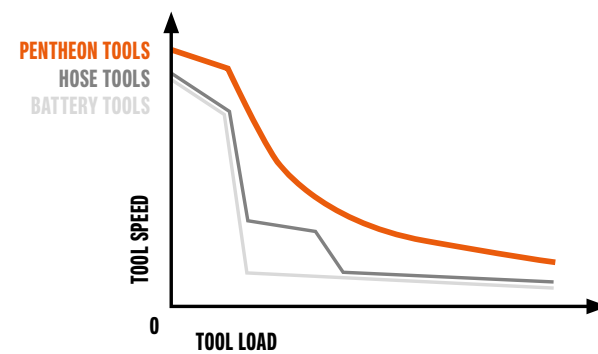
Compact, lightweight and well-balanced

- Easy to carry, handle, transport and store
- Ideal for use in confined spaces



Unparalleled speed & ultimate control

- Fastest rescue tools on the market, thanks to stepless speed maximization. With two-mode control handle for superior speed control.



Discover all features and benefits of the Holmatro Pentheon Series on holmatro.com/pentheon

PENTHEON COMBI TOOLS



PCT50

specifications	PCT50	PCT60
art. no. (excl. battery)	159.000.118	159.000.176
NFPA 1936, cutting capacity	A7 B8 C8 D8 E8 F3	A8 B9 C8 D9 E9 F4
spreading distance	in. 15	18.4
max. spreading force	lbf. 418,145	418,145
min. spreading force (EN 13204)	lbf. 9,667	10,004
max. cutting opening	in. 12.6	15.5
theoretical cutting force	lbf. 150,622	208,848
max. squeezing force	lbf. 19,558	19,761
max. pulling force	lbf. 23,380	23,605
weight, ready for use (incl battery)	lb. 44.8	51.6
round bar	in. 1.4	1.6
integrated lighting / i-Bolt	√ / √	√ / √

Pentheon - Batteries, chargers and cables (see page 34)

Battery management made easy

- Stop swapping batteries! Holmatro introduces on-tool charging. The battery on the tool always has priority over the one on the charger. Charge up to 3 batteries simultaneously and up to 6 batteries without any management.



Removable tips (models PCT50 and 60)

- The tips can be easily removed by hand. To cut material without crushing it.



Grip tooth / teeth at the inside of each combi tool blade (models PCT50 and 60)

- These prevent the material from being pushed out during cutting.



Discover all features and benefits of the Holmatro Pentheon Series on holmatro.com/pentheon

CORE COMBI TOOLS



CT 5111

specifications	CT 5111	CT 5111 ST	CT 5114	CT 5114 ST
art. no.	158.012.146	158.012.148	159.000.038	159.000.045
NFPA 1936	A5 B5 C5 D6 E4 F3	A5 B5 C5 D6 E4 F3	A5 B5 C5 D6 E4 F3	A5 B5 C5 D6 E4 F3
spreading distance	in. 11.1	11.1	14.3	14.25
max. spreading force	lbf. 303,492	303,492	303,492	303,492
min. spreading force EN 13204	lbf. 10,791	10,791	7,419	7,419
max. cutting opening	in. 7.7	7.7	10.9	10.9
theoretical cutting force	lbf. 60,249	60,249	60,249	60,249
max. squeezing force	lbf. 9,892	9,892	6,070	7,644
round bar	in. 0.9	0.9	0.9	0.9
weight, ready for use	lb. 17.6	17.4	18.7	18.5
integrated lighting / i-Bolt/ rotating handle	√ / √ / --	-- / √ / √	√ / √ / --	-- / √ / √

Lightweight

- Easy to carry and handle, reducing physical burden.

360° rotatable, flat foldable carrying handle - ST models


- 11 locking positions for use at any angle.



CT 5114 ST

Multifunctional

- Cutting, spreading, squeezing with one tool.



CORE COMBI TOOLS



CT 5160


specifications	CT 5150	CT 5160
art. no.	159.000.142	158.012.171
NFPA 1936	A7 B8 C8 D8 E8 F3	A8 B9 C8 D9 E9 F4
spreading distance	in. 15	18.4
max. spreading force	lbf. 418,145	418,145
min. spreading force EN 13204	lbf. 9,667	10,004
max. cutting opening	in. 12.6	15.5
theoretical cutting force	lbf. 150,622	208,848
max. squeezing force	lbf. 19,558	19,761
max. pulling force	lbf. 23,380	23,605
round bar	in. 1.4	1.6
weight, ready for use	lb. 32.6	38.8
integrated lighting / i-Bolt	√ / √	√ / √

Large spreading distance and cutting opening - CT 5160

- Gives you great operational flexibility. Cuts wider materials and creates all the space you need.

Unique grip tooth

- For extra bite when cutting. To prevent wider materials from being pushed out of the blades.



Removable spreading tips

- To finish a cut without crushing material between the tips. Designed in one piece to prevent losing parts. Quick single-handed removal. With reflective markings for optimal visibility.



HAND-OPERATED COMBI TOOLS



HCT 5111

specifications	HCT 5111	HCT 5111 ST	HCT 5114	HCT 5114 ST
art. no.	158.012.153	158.012.155	159.000.056	159.000.067
spreading	in. 11.1	11.1	14.3	14.3
max. spreading force	lbf. 303,492	303,492	303,492	303,492
min. spreading force (EN 13204)	lbf. 10,791	10,791	7,419	7,419
max. cutting opening	in. 7.7	7.7	10.9	10.9
theoretical cutting force	lbf. 60,249	60,249	60,249	60,249
max. squeezing force	lbf. 9,892	9,892	7,644	7,644
weight, ready for use	lb. 19.4	19.2	20.9	20.1
round bar	in. 0.9	0.9	0.9	0.9
integrated lighting / i-Bolt / rotating handle	√ / √ / --	-- / √ / √	√ / √ / --	-- / √ / √

Self-contained with integrated 2-stage pump

- For optimal freedom of movement.
- Rapid deployment: simply fold out the pump handle and start pumping.

Pump handle foldable and rotatable

- Easy carrying and storage.
- Can be used in any position.
- Also easy to use in confined spaces.

360° rotatable, flat foldable carrying handle


- 11 locking positions for use at almost any angle:
HCT 5111 / 5114 ST.



HCT 5111 ST



COMBI TOOLS - ACCESSORIES



accessories	for Pentheon model	for CORE model	for hand-operated model	art. no.
1 Pulling attachment set PAS 07	PCT50 PCT60	CT 5150 CT 5160		150.182.078
2 Pulling chain set PCS 03	PCT50 PCT60	CT 5150 CT 5160		150.582.261
3 Accessory set in case ACS 04	PCT50 PCT60	CT 5150 CT 5160		150.182.365
4 Pulling chain set in case PCS 04	PCT50 PCT60	CT 5150 CT 5160		150.582.020
5 Carrying / backpack harness			HCT 5111 HCT 5114 HCT 5111 ST HCT 5114 ST	150.553.115

PENTHEON RAMS - TELESCOPIC



PTR50

specifications	PTR40	PTR50
art. no. (excl. battery)	159.000.185	159.000.207
NFPA 1936 compliant	yes	yes
spreading force 1st plunger	lbf. 30,574	30,574
spreading force 2nd plunger	lbf. 14,613	14,613
spreading stroke 1st plunger	in. 8.5	15.9
spreading stroke 2nd plunger	in. 7.6	15
(total) spreading stroke	in. 16	31
retracted / extended length	in. 15.2 / 31.2	22.8 / 53.7
weight, ready for use (incl battery)	lb. 34.2	43.9
integrated lighting / laser pointer	√ / √	√ / √

Pentheon - Batteries, chargers and cables (see page 34)

Smart ram extension

-When you connect the optional extension pipe the ram will automatically adapt its force to the new maximum length. Now you have one ram for all applications, including cross ramming from one side of the car to the other.



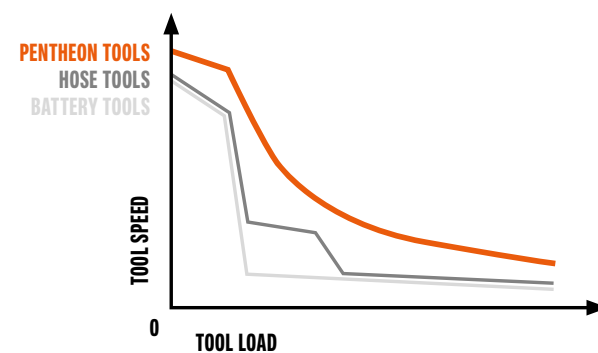
Integrated laser pointer

-Integrated in the ram head, the laser pointer marks the exact spot where the ram will touch the car construction. It helps you position the tool first time right, which saves time and is safer for the patient. If you would need to retract the ram to reposition it, the car construction could spring back and re-entrap your patient. The laser pointer can help you avoid this risk.



Unparalleled speed & ultimate control

-Fastest rescue tools on the market, thanks to stepless speed maximization. With two-mode control handle for superior speed control.



Discover all features and benefits of the Holmatro Pentheon Series on holmatro.com/pentheon

PENTHEON RAMS - SINGLE PLUNGER



PRA40

specifications	PRA40	PRA50
art. no. (excl. battery)	159.000.183	159.000.184
spreading force	lbf. 30,574	30,574
spreading stroke	in. 8.5	16
retracted / extended length	in. 15.2 / 23.6	22.8 / 38.8
weight, ready for use (incl. battery)	lb. 31.3	39.5
integrated lighting / laser pointer	√ / √	√ / √

Pentheon - Batteries, chargers and cables (see page 34)

Smart ram extension

-When you connect the optional extension pipe the ram will automatically adapt its force to the new maximum length. Now you have one ram for all applications, including cross ramming from one side of the car to the other.



Double carrying handle

-For easy tool placement on both sides of the car and easier holding of the ram inside the car, where space is limited.
-Made of a high-grade synthetic polymer: an extremely tough and elastic material that always returns into its original shape. Damage-proof!



Battery management made easy

-Stop swapping batteries! Holmatro introduces on-tool charging. The battery on the tool always has priority over the one on the charger. Charge up to 3 batteries simultaneously and up to 6 batteries without any management.



Discover all features and benefits of the Holmatro Pentheon Series on holmatro.com/pentheon

CORE RAMS - TELESCOPIC



TR 5350 LP

specifications	TR 5340 LP	TR 5350 LP	TR 5370 LP
art. no.	158.032.030	158.032.031	158.032.032
NFPA 1936 compliant	√	√	√
spreading force 1st plunger	lbf. 48,784	48,784	51,931
spreading force 2nd plunger	lbf. 22,706	22,706	24,954
spreading stroke 1st plunger	in. 5.9	14.8	17.7
spreading stroke 2nd plunger	in. 4.9	13.8	16.7
(total) spreading stroke	in. 10.8	28.5	34.5
plunger type	telescopic	telescopic	telescopic
retracted/extended length	in. 13.2 / 24	22 / 50.6	25 / 59.5
weight, ready for use	lb. 20.3	32.2	37.3
speed valve / integrated lighting / laser pointer	√ / √ / √	√ / √ / √	√ / √ / √

Integrated laser pointer – patent pending

- To help you hit the right spot in one go, which saves time and is safer for the patient.



CORE RAMS - SINGLE AND DOUBLE PLUNGER



RA 5332

specifications	RA 5311 CL	RA 5313 CL	RA 5315 CL	RA 5321	RA 5331	RA 5322	RA 5332
art. no.	159.000.031	159.000.032	159.000.033	159.000.092	159.000.094	159.000.091	159.000.093
NFPA 1936 compliant	√	√	√	√	√	√	√
spreading force over full stroke	lbf. 22,481	22,481	22,481	33,721	33,721	33,721	33,721
(total) spreading stroke	in. 5.9	9.8	15.7	--	--	--	--
spreading / pulling stroke	in. --	--	--	9.8	13.4	19.7	26.8
pulling force over full stroke	lbf. --	--	--	6,295	6,295	6,295	6,295
plunger type	single	single	single	single	single	double	double
retracted/extended length	in. 12.6 / 18.5	16.3 / 26.2	22.3 / 38.1	20.3 / 30.1	24.2 / 37.6	29.5 / 49.2	37.4 / 64.2
weight, ready for use	lb. 14.1	17.2	21.6	23.6	27.6	34.8	42.5
speed valve / integrated lighting	√ / --	√ / --	√ / --	-- / √	-- / √	-- / √	-- / √

Protective strips on housing

- To protect the tool from damage when putting it on the ground.



RAMS - ACCESSORIES



accessories		for model	art. no.
1	Accessory kit AS 4300 A in carrying / storage box (extension pipes 165, 330 and 500 mm)	RA 5321 RA 5331	150.182.269
2	Accessory kit AS 4300 B in carrying / storage box	RA 5321 RA 5322 RA 5331 RA 5332	150.182.296
3	Pulling chain set in case PCS 02	RA 5321 RA 5331 RA 5322 RA 5332	150.582.021
4	Extension pipe TRE 01 250 mm	TR 5340 LP	150.182.337
5	Extension pipe TRE 02 450 mm	TR 5340 LP	150.182.336
6	Extension pipe TRE04 220	PTR40 PTR50 PRA40 PRA50	151.001.771
7	Extension pipe TRE05 440	PTR40 PTR50 PRA40 PRA50	151.001.902

Ram support HRS 22 (NCT) (see page 50)
Cross ram support set XRS01 (see page 50)



PENTHEON - BATTERIES, CHARGERS AND CABLES



required accessories		art. no.
1	Battery PBPA287 (7.0 Ah)	151.000.583
accessories		art. no.
2	Battery Charger PBCH2 (AC-US)	151.000.742
	Battery Charger PBCH3 (DC)	151.000.632
3	Mains Power Connector PMC2 (US)	151.000.743
4	Tool Diagnostic Cord PTDC1	151.000.508
5	Battery Diagnostic Tool PBDT1	151.000.509
6	On-Tool Charging Cord POTC1	151.000.499
7	Daisy Chain Power Cord DCPC1	151.000.503



BACKPACK PUMP



Backpack Pump GBP10EVO3

specifications	GBP10EVO3	
art. no. (excl. battery)	159.000.168	
engine	electric, battery-driven: 28 VDC - 700 W	
pump type	2-stage axial	
number of tool connections	1	
capacity oil tank	oz.	21.5
capacity oil tank (effective)	oz.	14.4
weight, ready for use ¹⁾	lb.	16.5
continuous operation	per battery	30 minutes during common vehicle extrications

¹⁾ including battery, hydraulic oil and coupler



required accessories	for model	art. no.
1 Battery BPA 286 (6.0 Ah)	GBP10EVO3	151.000.307
accessories	art. no.	
Battery charger BCH1 (220 - 240 VAC)	150.182.208	
2 Battery charger BCH2 (100 - 120 VAC)	150.182.209	
Battery car charger BCH3, 12-24 VDC	150.182.286	
3 Battery pouch	150.182.214	
Mains power connector BMC1 (220 - 240 VAC)	150.182.206	
4 Mains power connector BMC2 (100 - 120 VAC)	150.182.207	

Emission-free

- Ideal for powering rescue equipment in confined spaces like tunnels, trains and collapsed buildings.
- Healthier for rescuers and patients.

All weather proof

- Suitable for use at below zero temperatures, down to -4 °F.
- Suitable for use in wet weather conditions.



SPIDER RANGE PUMPS - SR 10



SR 10 PC 1 E

specifications	SR 10 PC 1	SR 10 PC 1 E
art. no.	158.152.175	158.152.176
EN 13204 ¹⁾	STO	STO
NFPA 1936	√	√
engine	petrol: 2.1 HP - 1.6 kW	petrol: 2.1 HP - 1.6 kW
pump type	3-stage axial	3-stage axial
number of tool connections	1	1
capacity oil tank	oz.	96
weight, ready for use ²⁾	lb.	33.5

¹⁾ EN 13204: STO = Single Tool Operation | ²⁾ including hydraulic and engine oil, fuel and coupler

Large hydraulic oil capacity

- Pump can be used with any tool including the biggest rams

ECO mode - SR 10 PC 1 E

- For optimal reduction of noise and fuel consumption.
- Less noise means less stress for patients and easier on-scene communication.
- Reduced fuel consumption extends the pump's operation time.



Hydraulic oil level indicator

- For quick and easy monitoring of oil level from the outside of the pump.
- Also on SR 20 (see page 41).



Soft-grip carrying handle

- Better grip.
- Ergonomic design for improved carrying balance: pump easier to carry.

SR 10 - accessories	art. no.
Quick Fix & Release Bracket (see page 41) ¹⁾	150.062.188
Mounting plate pump side	150.062.189
Angled mounting plate truck side	150.062.193
LED light Spider range	590.000.343
CORE elbow connector	150.182.176

¹⁾ delivered with fastening material

3-stage pump technology

- Much higher flow/speed in 2nd stage for quicker rescue operations.
- Lower flow/speed in 3rd stage for more tool control.

Compact and lightweight

- Ergonomic design.
- Easy to carry.
- Easy to store.



SPIDER RANGE PUMPS - SR 20



SR 20 PC 2 E

specifications	SR 20 PC 2	SR 20 PC 2 E	SR 20 HC 2 R
art. no.	159.000.100	159.000.101	158.152.223
EN 13204 ¹⁾	MTO	MTO	MTO
NFPA 1936	√	√	√
engine	petrol: 3.3 HP - 2.5 kW	petrol: 3.3 HP - 2.5 kW	230 VAC - 60 Hz - 1 Ph
pump type	2 x 3-stage axial pump	2 x 3-stage axial pump	3-stage axial pump
number of tool connections	2	2	2
capacity oil tank	oz. 146.8	146.8	146.8
weight, ready for use ²⁾	lb. 51.1 ²⁾	51.4 ²⁾	72.3 ³⁾

¹⁾ EN 13204: STO = Single Tool Operation, MTO = Multiple Tool Operation | ²⁾ including hydraulic and engine oil, fuel and couplers | ³⁾ including hydraulic oil and coupler(s)

3-stage pump technology

- Much higher flow/speed in 2nd stage for quicker rescue operations.
- Lower flow/speed in 3rd stage for more tool control.

Large hydraulic oil capacity

- Pump can be used with any tool including the biggest rams (STO model).
- Enough oil to operate any two rescue tools at the same time (MTO models).

Compact and lightweight

- Ergonomic design.
- Easy to carry.
- Easy to store.

ECO mode - SR 20 PC 2 E

- For optimal reduction of noise and fuel consumption.
- Less noise means less stress for patients and easier on-scene communication.
- Reduced fuel consumption extends the pump's operation time.

SR 20 - accessories	art. no.
Quick Fix & Release Bracket ¹⁾	150.062.188
Mounting plate pump side	150.062.190
Angled mounting plate truck side	150.062.193
LED light Spider range	590.000.343
CORE elbow connector	150.182.176

¹⁾ delivered with fastening material

Quick Fix & Release Bracket (optional)*

- For quick and easy access to the pump in your rescue vehicle.
- Saves time during rescue operations.
- Saves space in rescue vehicle.
- Less physical strain on rescuers when pulling out and putting back the pump.

* not for SR 20 GC 1 and SR 20 HC 2 R



SPIDER RANGE PUMPS - SR 40



SR 40 PC 2

specifications	SR 40 PC 2	SR 40 HC 2 R
art. no.	158.152.183	158.152.219
EN 13204 ¹⁾	MTO	MTO
NFPA 1936	√	√
engine	gas: 5.5 HP - 4.1 kW	electric: 230 VAC - 1.8 kW - 50 Hz - 1 Ph
pump type	3-stage axial pump	2 x 3-stage axial pump
number of tool connections	2	2
capacity oil tank	oz. 214.4	214.4
weight, ready for use ²⁾	lb. 81.6 ²⁾	90.4 ³⁾

¹⁾ MTO = Multiple Tool Operation | ²⁾ including hydraulic and engine oil, fuel and couplers | ³⁾ including hydraulic oil and couplers

3-stage pump technology

- Much higher flow/speed in 2nd stage for quicker rescue operations.
- Lower flow/speed in 3rd stage for more tool control.

SR 40 - accessories	Art. No.
LED light Spider range	590.000.343
CORE elbow connector	150.182.176

Hydraulic Oil Level Indicator



PUMPS - HAND / FOOT / AIR



PA 18 H 2 C

specifications	single hose ¹⁾		CORE		
	PA 04 H 2 S	PA 09 H 2 S	PA 09 H 2 C	PA 18 H 2 C	PA 18 F 2 C
art. no.	150.142.046	150.142.068	150.142.054	150.142.056	150.142.060
number of tool connections ²⁾	1	1	1	1	1
number of stages	2	2	2	2	2
operation	hand	hand	hand	hand	foot
capacity oil tank	oz.	13.9	30.4	30.4	60.9
weight, ready for use ³⁾	lb.	7.7	10.6	17	18.5

¹⁾ for use with single acting tools only | ²⁾ EN 13204: STO = Single Tool Operation | ³⁾ including hydraulic oil and coupler



HOSES



**safety ratio all hoses
4:1 = 41771 psi**

CORE hoses 16 ft.

CORE hoses	art. no.	color	length (ft.)	weight (lb.) ¹⁾
Hose CORE 4' black	158.572.159	black	4	2.5
Hose CORE 6' black	158.572.160	black	6	3
Hose CORE 6' blue	158.572.146	blue	6	3
Hose CORE 6' green	158.572.147	green	6	3
Hose CORE 6' orange	158.572.145	orange	6	3
Hose CORE 10' black	158.572.162	black	10	4.5
Hose CORE 16' black	158.572.131	black	16	6
Hose CORE 16' blue	158.572.127	blue	16	6
Hose CORE 16' green	158.572.133	green	16	6
Hose CORE 16' orange	158.572.124	orange	16	6
Hose CORE 32' black	158.572.130	black	32	11
Hose CORE 32' blue	158.572.128	blue	32	11
Hose CORE 32' green	158.572.132	green	32	11
Hose CORE 32' orange	158.572.125	orange	32	11
Hose CORE 50' black	158.572.164	black	50	16.5
Hose CORE 50' blue	158.572.129	blue	50	16.5
Hose CORE 50' green	158.572.138	green	50	16.5
Hose CORE 50' orange	158.572.126	orange	50	16.5

single hoses	art. no.	color	length (in.)
Hose 16' assembly single line red	158.572.050	red	16
Hose 16' assembly single line blue	158.572.049	blue	16

¹⁾ weight with couplers and filled with oil

HOSE REELS



Double Hose Reel HR 5520 OB

hose reels CORE (single)	art. no.	color	length (ft.) ¹⁾	dimensions (in.)	weight (lb.) ²⁾	
HR 5420 O	158.072.116	Orange	65	20.7 x 9.9 x 20.5	42.8	
HR 5420 B	158.072.117	Blue	65	20.7 x 9.9 x 20.5	42.8	
hose reels CORE (double)	art. no.	color	length (ft.) ¹⁾	dimensions (in.)	weight (lb.) ²⁾	
HR 5520 OB	158.072.121	Blue/Orange	2 x 65	20.7 x 19.6 x 20.5	85.5	
hose reels CORE (electric rewind)	art. no.	color	length (ft.) ¹⁾	dimensions (in.)	hose reel version	weight (lb.) ²⁾
DHR100C CORE reel LH blue	158.072.044	Blue	100	19 x 21.5 x 18	Left	89.3
DHR100C CORE reel LH orange	158.072.043	Orange	100	19 x 21.5 x 18	Left	89.3
DHR100C CORE reel RH blue	158.072.036	Blue	100	19 x 21.5 x 18	Right	89.3
DHR100C CORE reel RH orange	158.072.035	Orange	100	19 x 21.5 x 18	Right	89.3

¹⁾ each length available in the colours indicated | ²⁾ weight inclusive hose with couplers and filled with oil

Foldable handle for hose rolling on single and double hose reels

- To save valuable storage space in your truck.
- Quick & easy to use: handle folds out and locks in one step.



JACKS & WEDGES

aluminium jacks	HLJ 50 A 6	HLJ 50 A 10
art. no.	150.112.060	150.112.059
lifting capacity	lbf. 114653	114653
closed height	in. 5.9	7.7
stroke	in. 2.4	4.1
weight, ready for use	lb. 15.4	19.2



Power Wedge	PW 5624
art. no.	150.062.228
operation	CORE
min. insertion height	in. 0.2
max. lifting height	in. 2
max. spreading force	lbf. 52.830
weight, ready for use	lb. 20,3
integrated lighting	--



PW 5624



- Creates space for spreader or high-pressure lifting bag

toe jack	TJ 3610
art. no.	158.012.025
max. capacity on saddle	lbf. 26,527
max. capacity on toe	lbf. 22,031
lifting height / plunger stroke	in. 9,8
closed height	in. 17,6
min. insertion height toe	in. 2,2
weight, ready for use	lb. 45,2



TJ 3610

VARIOUS RESCUE TOOLS

concrete crusher		CC 23
art. no.		150.012.295
max. opening	in.	9.1
max. crushing force	lbf.	25,403
shape of tip		pointed
weight ready for use	lb.	42.1

- Heavy-duty: designed to quickly break away large, thick pieces of concrete.
- Limited dust: supports a clear view at the rescue scene.
- No vibrations: prevents risk of secondary collapse.
- Ideal to use in combination with mini cutter for cutting re-bar.
- More silent than use of rescue saw: only pump produces sound.



CC 23



A perfect combination: crushing concrete with the CC 23 and cutting re-bar with mini cutter CU 4007 C or SMC 5006

- Designed for heavy-duty work
- The crusher hardly generates any dust

pipe squeezer		HPS 60 AU
art. no.		158.012.051
max. squeezing force	lbf.	33,047
max. outside ø pipe	in.	2.4
max. wall thickness pipe	in.	0.2
weight, ready for use	lb.	19



HPS 60 AU



VARIOUS RESCUE TOOLS

special materials cutter		SMC 5006
art. no.		158.012.169
blade opening	in.	1
max. cutting force	lbf.	43,501
cutting capacity ¹⁾	in.	Ø 0.787
weight, ready for use	lb.	14.3

¹⁾ steel hardness 75 HRb



SMC 5006



mini cutter HMC 8 U - single acting		art. no.
Mini Cutter Set HMC8U PA 04; Cutter with 360° rotation elbow and 30 cm pigtail hose, hand pump, 6 ft. hose in storage box		158.012.149
max. cutting force	lbf.	18,740
depth / width of jaw	in.	1.6
weight, ready for use	lb.	6.6



DOOR OPENERS



HDO 100

door opener kit		HDO 100 ¹⁾
art. no.		159.000.123
max. spreading force	lbf.	22,481
stroke	in.	5.1
weight, ready for use	lb.	14.8

¹⁾ with 360° rotating swivel, 1 ft pigtail hose and 360° rotatable carrying handle + hand pump PA 04 H 2 S with hose, delivered in synthetic carrying / storage box.



DOOR OPENERS

door ram		DR 200
art. no.		159.000.164
max. pushing force	lbf.	15,961
retracted length	in.	23.5
stroke	in.	23.5
extended length	in.	35.3
weight, ready for use	lb.	16.8



DR 200



GDR 200 EVO 3

door ram		GDR200EVO3
art. no.		159.000.165
max. pushing force	lbf.	15,961
retracted length	in.	28.7
stroke	in.	23.5
extended length	in.	40.5
weight, ready for use	lb.	29.5

required accessories (GDR 200 EVO 3)		art. no.
1	Battery BPA 286 (6.0 Ah)	151.000.307
accessories (GDR 200 EVO 3)		art. no.
	Battery charger BCH1 (220 - 240 VAC)	150.182.208
2	Battery charger BCH2 (100 - 120 VAC)	150.182.209
	Battery car charger BCH3, 12-24 VDC	150.182.286
3	Mains power connector BMC1 (220 - 240 VAC)	150.182.206
	Mains power connector BMC2 (100 - 120 VAC)	150.182.207
4	Battery pouch	150.182.214
5	Carrying / backpack harness	150.553.115



POWERSHORE

struts with hydraulic cylinder - 100 kN. / 10.1 t.

model	art. no.	locking system	retracted length (in.)	stroke (in.)	weight (lb.)
HS 1 Q 5 FL	150.011.547	auto-lock	24.9	9.9	22.7
HS 1 Q 10 FL	150.011.536	auto-lock	43	9.9	28.7
HS 1 L 5+	150.011.543	locknut	22.6	9.9	20.3
HS 1 L 10+	150.011.537	locknut	40.8	9.9	26.2

struts with pneumatic cylinder - 4 kN. / 0.4 t.

AS 3 Q 5 FL	150.011.546	auto-lock	24.9	9.9	18.5
AS 3 Q 10 FL	150.011.545	auto-lock	43	9.9	24.7
AS 3 L 5+	150.011.532	locknut	22.6	9.9	16.1
AS 3 L 10+	150.011.531	locknut	40.8	9.9	22.3

manual (mechanical) struts

MS 2 L 2 +	150.011.538	thread	9.8	5	6
MS 2 L 5 +	150.011.533	locknut	22.6	9.8	14.8

Auto-lock: plunger with automatic locking mechanism that locks in steps of 0.375 in. Retracting the plunger is only possible after releasing the locking mechanism.

Locknut: plunger with thread and Locknut. When the plunger is extended the Locknut can be secured.

Thread: plunger with thread. When the plunger is extended the thread is self-retaining.

extensions / connector

model	art. no.	extension (in.)	colour code	weight (lb.)
SX 1	150.011.501	5	white	3.3
SX 2	150.011.502	10	blue	4.2
SX 5	150.011.503	20	yellow	6.2
SX 10	150.011.504	39	green	10.8
SX 15	150.011.506	59	red	14.1
FX 1	150.011.505	-		3.1

Connector FX1: with female snap-lock system on both sides. To connect the male end of an extension with one of the heads. In this way it is possible to make a fixed shore without the use of a strut.

Operation hydraulic PowerShore

- Handpump, weight ready for use 19.6 lb.



PA 09 H 2 S 10

Operation pneumatic PowerShore

- Double control unit, pressure reducer, air hoses and air bottle.



One lightweight shoring and lifting system for every rescue situation



- Vehicle extrication



- Trench rescue



- Heavy vehicle rescue



- Urban search and rescue



HS 1 L 5+



AS 3 Q 5 FL



MS 2 L 2+



SX 2

POWERSHORE

accessories					
Flat head art. no.: 150.011.509		V-block head small art. no.: 150.011.516		Adjustable hook wrench art. no.: 150.581.689	
Flat head with nailing plate art. no.: 150.011.541		V-block head large art. no.: 150.011.522		Rope with carabine hook art. no.: 150.011.548	
Tilting head max. angle 45° art. no.: 150.182.038		Cone head art. no.: 150.011.517		Rubber anti-roll block art. no.: 150.113.057	
Tilting head with nailing plate max. angle 45° art. no.: 150.182.048		Cross head art. no.: 150.011.523		Storage / carrying bag accessories art. no.: 150.011.005	
Beam support head 6 in., with nailing holes art. no.: 150.011.513		Pointed head art. no.: 150.011.524		Storage / carrying bag struts and extensions art. no.: 150.011.006	
Beam support head 4 in., with nailing holes art. no.: 150.011.514		Base support plate can support 3 swivel heads art. no.: 150.011.519		2-way block; to support 2 tilting heads art. no.: 150.062.074	
L-support head with nailing holes art. no.: 150.011.520		Trench support plate to support 2 swivel heads art. no.: 150.011.549		3-way swivel head art. no.: 150.062.075	
Swivel head art. no.: 150.182.046		Tensioning belt load 2,248 lbf. art. no.: 390.511.073			

Snap-lock system

- All items can be connected within seconds.



Shoring at various angles possible



22.481 lbf. hydraulic lifting capacity





Lightweight

- Easy to carry.
- Easy to assemble and quick to position.

Reflective colour coding of extensions indicating length



See also separate PowerShore brochure and www.holmatro.com for various advisory sets



RESCUE ASSIST TOOLS

ram support		HRS 22	HRS 22 NCT
art. no.		150.181.011	150.003.105
max. load	lbf.	52.830	52.830
weight	lb.	17	32.8

- Suitable for every door sill: HRS 22 NCT for wider door sills and B-pillars of new model cars.
- Various positioning bars for different ramming angles.
- NCT version with teeth providing grip and profiled bars to prevent tilting of the ram.



HRS 22 NCT

HRS 22

cross ram support set		XRS01
art. no.		151.001.164
max. load	lbf	22,054
weight	lb	27.6



XRS 01



RESCUE ASSIST TOOLS

V-Strut		
art. no.		150.062.158
max. axial load	lbf.	3,597
closed length	in.	42.5
number of stroke steps		24
stroke step size	in.	1.18
total stroke	in.	28.35
extended length	in.	70.9
weight	lb.	17.4

- Vehicle stabilization strut with integrated head, base plate and tensioning belt with hook and ratchet mechanism.
- All-in-one solution, no loose parts that may get lost.
- Ready for immediate use.
- Unique auto-lock system.
- Fast set-up in just 15 seconds.



V-Strut

chocks & blocks		
Set A		Set B
art. no.	158.562.004	art. no. 158.562.005
2 x Step chock		2 x Lock block low
2 x Wedge small		2 x Lock block medium
2 x Wedge large		2 x Lock block high
		2 x Wedge small
		2 x Wedge large

- Made of recycled polyethylene, water- and oil-resistant.
- Virtually indestructible, longer lifespan than wood.
- Non-slip interlocking profile.



Set A



Set B

tool station		
art. no.		150.182.044
dimensions (L x W)	in	8.2 x 6.6
weight	lb	8.2

- Durable, water- and dirt-repellent PVC coated polyester.
- Foldable, so easy to carry and store.



RESCUE ASSIST TOOLS

airbag protection cover Secunet III

art. no.	350.182.089
weight	lb. 1.8

- Easy to install, within seconds.
- For all passenger cars, modern vans, heavy goods vehicles and buses.
- In synthetic storage box with wall-mounting bracket.



sharp edge protection covers SEP 5

art. no.	150.581.676
----------	-------------

	dimensions in	contents
cover with Velcro	10.2 x 11.8	2 x
blanket with magnets	23.6 x 23.6	2 x
	59 x 23.6	1 x

- Wear-resistant, fire-retardant polyester, water-repellent.
- Blankets with magnets for instant attachment to a vehicle.
- Washable (magnets are removable).



protection shield

art. no.	150.182.045
dimensions (L x W)	in. 35.4 x 19.7
weight	lb. 6.4

- Ensures optimal safety for the patient.
- Made of thick yet flexible PVC material.
- Transparent for continuously monitoring of the patient.
- With 4 handles to hold in any position.



RESCUE ASSIST TOOLS

Glass-Master

art. no.	150.182.060
weight	lb. 2.2

- Glass Master, to cut through laminated wind shield. Including window punch and mounting clips.



Window Punch

art. no.	980.005.045
weight	lb. 0,1

- Window punch for quick crushing of side windows of a car in case of an emergency.



Seatbelt Cutter

art. no.	980.005.022
dimensions (L x W x H)	in. 6.1 x 1.7 x 0.2

- For quick cutting of a seat belt that is blocked after impact.



rescue support bag

art. no.	150.182.155
----------	-------------

- consisting of: tyre deflator, seatbelt cutter, trim removal tools, window punch, flexible steel rule, marker pen, mini LED torch, multi-cutter, waist and thigh strap



extrication gloves

art. no.	size	art. no.	size
988.005.003	6 / XS	988.005.006	9 / L
988.005.004	7 / S	988.005.007	10 / XL
988.005.005	8 / M	988.005.008	11 / 2XL



LIFTING BAGS



HLB 16, 21, 31, 38

lifting bags - max. working pressure 12 bar					
model	art. no.	max. effective lifting force (lbf.)	max. inflation height (in.)	dimensions (L x W x H) (in.)	weight (lb.)
HLB 2	350.321.021	4,721	3.7	7.9 x 6.3 x 0.9	1.5
HLB 6	350.321.022	12,364	5.6	11.2 x 9.6 x 0.9	3.3
HLB 8	350.321.023	18,434	7	13.2 x 11.6 x 0.9	4.6
HLB 11	350.321.025	24,729	8.2	15.9 x 12.8 x 1	7.1
HLB 16	350.321.026	34,845	9.3	18.4 x 15.4 x 1	9.9
HLB 21	350.321.027	47,210	10.5	20.4 x 17.3 x 1	12.3
HLB 31	350.321.028	68,792	12.6	23.9 x 20.9 x 1.1	18.3
HLB 38	350.321.030	83,179	13.9	26.1 x 23 x 1.1	22
HLB 53	350.321.031	116,901	16.2	30.2 x 27.2 x 1.1	33.1
HLB 63	350.321.032	139,382	18	32.6 x 29.5 x 1.1	37.5
HLB 85	350.321.034	192,212	21.7	37.3 x 34.3 x 1.1	50.7
HLB 96	350.321.033	211,320	22.2	38.9 x 35.8 x 1.1	55.1



LIFTING BAGS



HSB 92, 74, 40, 27

stack bags - max. working pressure 12 bar					
model	art. no.	max. effective lifting force (lbf.)	max. inflation height (in.)	dimensions (L x W x H) (in.)	weight (lb.)
HSB27	151.000.948	59,574	6.7	20.5 x 20.5 x 1.1	20.3
HSB40	151.000.949	75,985	6.7	24.4 x 24.4 x 1.1	28.7
HSB74	151.000.950	147,924	6.7	33.1 x 33.1 x 1.1	52.5
HSB92	151.000.951	185,467	6.7	36.2 x 36.2 x 1.1	61.7



LIFTING BAGS - ACCESSORIES

air hoses					
item	description	length (in.)	art. no.	HLB	HSB
1	Air hose AH 5 Y	16	358.570.001	√	√
2	Air hose AH 5 B	16	358.570.002	√	√
3	Air hose AH 5 O	16	358.570.003	√	√
4	Air hose AH 10 Y	32	358.570.006	√	√
5	Air hose AH 10 B	32	358.570.005	√	√
6	Air hose AH 10 O	32	358.570.004	√	√

accessories					
item	description	art. no.	HLB	HSB	
7	Control unit HDC 12	350.182.095	√	√	
8	Control unit HTC12	151.002.137	√	√	
9a	Pressure Reducer PRV 12 LP - CGA-346	358.182.000	√	√	
9b	Pressure Reducer PRV 12 HP - CGA-347	358.182.001			
10	Connection piece	350.582.430	√	√	
11	Shut-off hose SOH 12	358.570.007	√	√	
12	Lifting eyes set (2 pieces) **	350.182.129	√	--	
13	Air adapter set AAS 12	151.000.223	√	√	
14	Slider pads set (3 pieces) *	151.000.180	√	--	

* Standard for models HLB 11 and up | ** Optional for models HLB 31 and up



HOLMATRO OFFICES AND DEALERS

All over the world

Thanks to our worldwide sales and service network there's always a Holmatro representative nearby, ready to assist you!

Find your nearest Holmatro representative on holmatro.com



Holmatro Netherlands
Raamsdonksveer,
The Netherlands
T +31 (0) 162 58 92 00

Holmatro USA
Glen Burnie MD,
USA
T 410-768-9662

Holmatro China
Suzhou, Jiangsu Province
China
T +86 (512) 6380 7060

Disclaimer - While the greatest care has been devoted to the content, it is possible that the information in this document is incorrect or incomplete. Holmatro B.V. and its affiliated companies (here-after: Holmatro) cannot be held liable in any way for the consequences of activities undertaken based on this document. If you have any doubts about the correctness or completeness of the information, you shall contact Holmatro (phone number: +31 (0)162-589200). Nothing from this document can be copied and/or made public in any way without the explicit authorization of Holmatro.

With two high-tech production plants in the Netherlands and the USA, the strictest quality, safety and performance standards in the market and a history of groundbreaking product innovations, Holmatro is the world's leading rescue tool supplier. We are very proud to see that Holmatro tools are the first choice of many fire & rescue professionals around the globe.

**DOUBLE
PLUNGER RAM**

First ram with twin plungers. Designed to double the spreading distance without the risk of a plunger bending.



**CORE
TECHNOLOGY**

The world's first single hose / single coupler system. A turning point in rescue tool technology, making rescue procedures safer, quicker and easier.



**INCLINED
CUTTER**

First cutter with a 30-degree angled jaw, improving user comfort and maximizing working space.



INCLINED CUTTING

A HISTORY OF INNOVATION

1968 1969 1970 1971 1972 1973 1974 1975 1976 1977 1978 1979 1980 1981 1982 1983 1984 1985 1986 1987 1988 1989 1990 1991 1992 1993 1994 1995 1996 1997 1998 1999 2000 2001 2002 2003 2004 2005 2006 2007 2008 2009 2010 2011 2012 2013 2014 2015 2016 2017 2018 2019 2020 2021 2022



**720 BAR
WORKING PRESSURE**

First hydraulic rescue tools operating at a pressure higher than 500 bar. The birth of lighter and more compact rescue equipment.

**PERSONAL
POWER PUMP**

The first lightweight, mobile rescue pump enabling one man to carry a full set of tool, pump and hoses on his own.



**NCT
CUTTERS**

First cutter with U-shaped NCT (New Car Technology) blades, specially designed to cut new car construction.



**BATTERY
TOOLS**

First high-performance battery-powered rescue tools. Easy to carry and handle thanks to a low weight (< 15 kg incl. battery).



**PENTHEON
SERIES**

Unparalleled speed, ultimate control and the unrestrained performance to keep working in all circumstances. Miles ahead of all other rescue tools in the market.



**YOU CAN COUNT ON US,
FOR LIFE**

holmatro.com

 Holmatro Rescue World

 @HolmatroRescue

 holmatrorescue

 HolmatroRescue